


TECHNICAL DATASHEET

PA 11 SF

Material	Plasticized Polyamide 11 (PA11)
Product code	PA05
Product type	<ul style="list-style-type: none"> - Hoses - Spirals - Tubes
Application	Hoses and tubes for pneumatic applications
Characteristics	<p>Super flexible high-quality pneumatic hose with particular good mechanical and chemical properties, which keeps the flexibility throughout its lifetime. Flexibility is equal to that of PUR, but with higher pressure resistance, UV resistance and resistance to hydrolysis.</p> <p>Chemical: Generally good resistance to oil products, petrol, fatty substances, lubricants and solvents such as alcohol, ketones, esters and ether. Limited/poor resistance to many acids, strong bases, oxidizing agents and chlorine-based products <i>Please see separate chemical resistance chart for details</i></p> <p>Pressure: Good</p> <p>UV- & weather: Excellent</p> <p>Working temperature: -40°C to +60°C</p> <p>Flame resistance: HB (UL 94)</p> <p>Surface hardness: Shore D 53</p> <p>Flexural modulus: 190 MPa</p> <p>Moisture absorption: < 1,0 %</p> <p>Remarks: -</p>
Standard/Norms	-
Compliance	<ul style="list-style-type: none"> - EC Regulation 1907/2006 (REACH) - Directive 2011/65/EU (ROHS) - Do not contain dual use additives
Approval	Not approved for food contact
Color	<p>Standard: Natural, white, black, grey, red, orange, yellow, green and blue</p> <p>Specialties: Special colors at an additional charge</p>
Print	Black and white printing at an additional charge



TECHNICAL DATASHEET

Packaging

Free coils, coils in carton boxes or plastic bags and on spools
Please see separate data sheet for packaging options

Data overview



Specification of tolerances, bending radius and working pressure for standard dimensions

Tolerance: Produced in accordance with DIN 16982
Bending radius: 90° bending with min. deformation at 20°C
Working pressure: Theoretical value based on hoop stress data and a safety factor of 2,5 of burst pressure. Working pressure is stated for air only.

Dimension mm	Tolerance mm		Weight g/m	Bending mm	Working pressure bar				
	OD	ID			20°C	30°C	50°C	60°C	80°C
4,0/2,0	+/-0,1	+/-0,1	9,90	10	39	-	-	20	16
4,0/2,5	+/-0,1	+/-0,1	8,04	-	27	-	-	14	11
4,0/2,7	+/-0,1	+/-0,1	7,19	-	23	-	-	12	9
5,0/2,0	+/-0,1	+/-0,1	17,33	-	-	-	-	-	-
5,0/3,0	+/-0,1	+/-0,1	13,20	20	29	-	-	15	12
5,0/3,15	+/-0,1	+/-0,1	12,44	-	26	-	-	14	11
6,0/3,0	+/-0,1	+/-0,1	22,28	-	-	-	-	-	-
6,0/4,0	+/-0,1	+/-0,1	16,50	20	23	-	-	12	10
6,0/4,5	+/-0,1	+/-0,1	12,99	-	17	-	-	9	7
7,0/5,0	+/-0,1	+/-0,1	19,80	-	19	-	-	10	8
8,0/5,0	+/-0,1	+/-0,1	32,18	30	27	-	-	14	11
8,0/5,5	+/-0,1	+/-0,1	27,84	-	21	-	-	11	9
8,0/6,0	+/-0,1	+/-0,1	23,10	40	17	-	-	9	7
9,0/7,0	+/-0,1	+/-0,1	26,40	-	15	-	-	8	6
10,0/6,0	+/-0,1	+/-0,1	52,80	-	29	-	-	15	12
10,0/7,0	+/-0,1	+/-0,1	42,08	-	20	-	-	11	8
10,0/7,5	+/-0,1	+/-0,1	36,09	-	17	-	-	9	7
10,0/8,0	+/-0,1	+/-0,1	29,70	50	13	-	-	7	5
12,0/8,0	+/-0,1	+/-0,1	66,00	-	23	-	-	12	12
12,0/9,0	+/-0,1	+/-0,1	51,98	50	17	-	-	9	7
12,0/9,5	+/-0,1	+/-0,1	44,34	60	13	-	-	7	6
12,0/10,0	+/-0,1	+/-0,1	36,30	-	11	-	-	5	4
14,0/12,0	+/-0,1	+/-0,1	42,90	100	9	-	-	5	4
16,0/12,0	+/-0,15	+/-0,15	92,40	80	17	-	-	9	7
16,0/13,0	+/-0,15	+/-0,15	71,78	-	12	-	-	6	5
18,0/16,0	+/-0,15	+/-0,15	56,10	-	7	-	-	4	3
20,0/16,0	+/-0,15	+/-0,15	118,80	120	13	-	-	7	5
20,0/18,0	+/-0,15	+/-0,15	62,70	-	6	-	-	3	2
22,0/18,0	+/-0,15	+/-0,15	132,00	-	12	-	-	6	5
24,0/20,0	+/-0,15	+/-0,15	145,20	-	11	-	-	5	4
26,0/22,0	+/-0,15	+/-0,15	158,40	-	10	-	-	5	4

Origin

Products are "Made in Denmark" and raw material for the products originates from the EU





TECHNICAL DATASHEET

Documentation

Specific documentation is available for:

- chemical resistance
- permeability
- antistatic classification
- standard tolerances
- packaging
- regulatory status

The information contained in this document is based on information obtain from raw material suppliers, data selected from the literature and specific testing, but shall in no event be held to constitute or imply any warranty, undertaking, express or implied commitment from our part. Our formal specifications define the limit of our commitment. No liability whatsoever can be accepted by Knudsen Extrusion ApS regarding the handling or use of the product or products concerned which must in all cases be employed in accordance with all relevant laws and/or regulations in force in the country or countries concerned.



PA05-PA11SF-TDS-UK-v1
2020-01-14

PAGE 3 / 3

KNUDSEN EXTRUSION APS
NY ESBJERGVEJ 5
DK-4720 PRÆSTØ
DENMARK

T: +45 55 99 15 30
F: +45 55 99 15 44
MAIL@KEXT.DK
WWW.KEXT.DK